

XPS 13

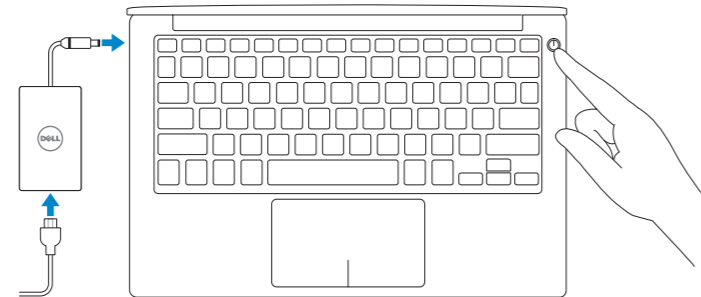
Quick Start Guide

Panduan Pengaktifan Cepat
快速入門指南



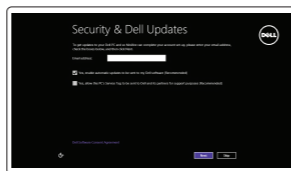
1 Connect the power adaptor and press the power button

Hubungkan adaptor daya dan tekan tombol daya
連接電源轉接器然後按下電源按鈕



2 Finish Windows setup

Tuntaskan penataan Windows | 完成 Windows 設定



Enable security and updates

Aktifkan keamanan dan pembaruan
啟用安全性與更新



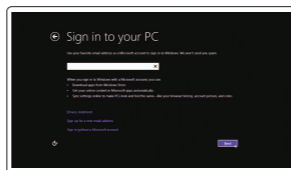
Connect to your network

Sambungkan ke jaringan Anda
連接網路

NOTE: If you are connecting to a secured wireless network, enter the password for the wireless network access when prompted.

CATATAN: Jika Anda menghubungkan ke jaringan nirkabel aman, masukkan kata sandi untuk akses jaringan nirkabel tersebut saat diminta.

註: 如果連接的是一安全的無線網路，請在提示出現時輸入密碼以存取無線網路。



Sign in to your Microsoft account or create a local account

Masuk ke akun Microsoft Anda atau buat akun lokal

登入您的 Microsoft 帳號或建立本機帳號

Locate your Dell apps

Cari lokasi aplikasi Dell Anda | 定位您的 Dell 應用程式



Register your computer

Daftarkan komputer Anda | 註冊您的電腦



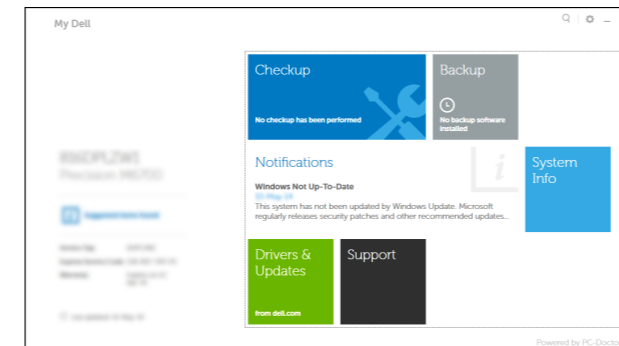
Dell Backup and Recovery

Pencadangan dan Pemulihan Dell | Dell Backup and Recovery



My Dell

Dell Saya | 我的 Dell




Learn how to use Windows

Pelajari cara menggunakan Windows | 學習如何使用 Windows



Help and Tips

Bantuan dan Tips | 說明與秘訣



Product support and manuals
Manual dan dukungan produk
產品支援與手冊

dell.com/support
dell.com/support/manuals
dell.com/windows8

Contact Dell
Hubungi Dell | 與 Dell 公司聯絡

dell.com/contactdell

Regulatory and safety
Regulasi dan keselamatan | 管制與安全

dell.com/regulatory_compliance

Regulatory model
Model Regulatori | 安規型號

P54G

Regulatory type
Jenis regulatori | 安規類型

P54G001

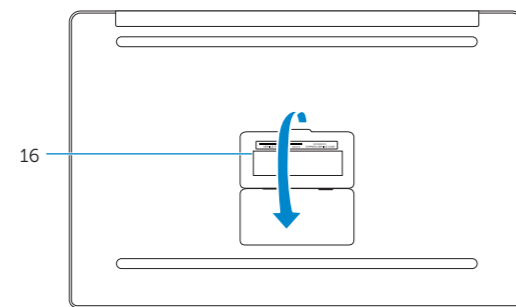
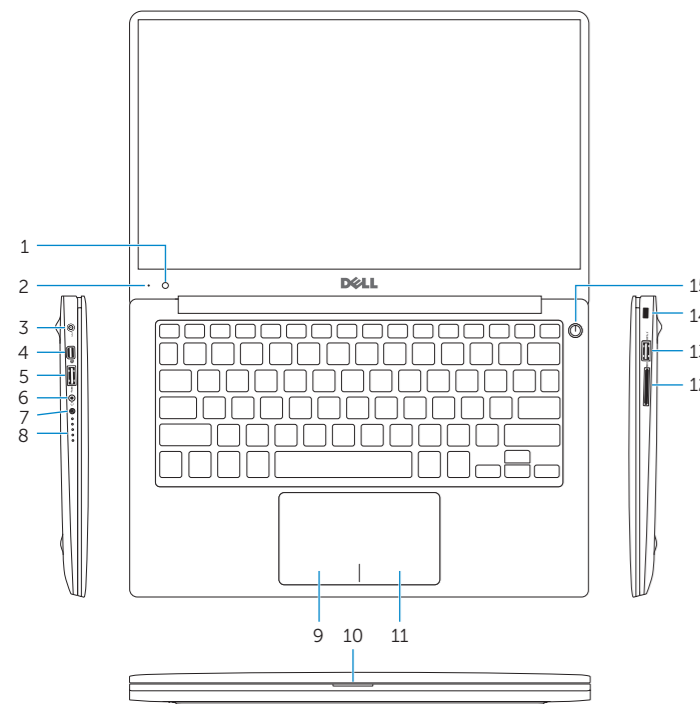
Computer model
Model komputer | 電腦型號

XPS 9343



Features

Fitur | 功能



- | | |
|-------------------------------------|---------------------------------------|
| 1. Camera | 9. Left-click area |
| 2. Camera-status light | 10. Battery-status light |
| 3. Power-adapter port | 11. Right-click area |
| 4. Mini DisplayPort | 12. Media-card reader |
| 5. USB 3.0 port | 13. USB 3.0 port with PowerShare |
| 6. Headset port | 14. Security-cable slot |
| 7. Battery-charge status button | 15. Power button |
| 8. Battery-charge status lights (5) | 16. Regulatory and Service Tag labels |

- | | |
|------------------------------------|-------------------------------------|
| 1. Kamera | 9. Area klik kiri |
| 2. Lampu status kamera | 10. Lampu status baterai |
| 3. Port adaptor daya | 11. Area klik kanan |
| 4. Mini-DisplayPort | 12. Pembaca kartu media |
| 5. Port USB 3.0 | 13. Port USB 3.0 dengan PowerShare |
| 6. Port headset | 14. Slot kabel pengaman |
| 7. Tombol status muatan baterai | 15. Tombol daya |
| 8. Lampu status muatan baterai (5) | 16. Level Regulatori dan Tag Servis |

- | | |
|---------------------|--------------------------------|
| 1. 攝影機 | 9. 左鍵區 |
| 2. 攝影機狀態指示燈 | 10. 電池狀態指示燈 |
| 3. 電源變壓器連接埠 | 11. 右鍵區 |
| 4. Mini DisplayPort | 12. 媒體讀卡器 |
| 5. USB 3.0 連接埠 | 13. 具 PowerShare 的 USB 3.0 連接埠 |
| 6. 耳麥連接埠 | 14. 安全纜線插槽 |
| 7. 電池電量狀態按鈕 | 15. 電源按鈕 |
| 8. 電池電量狀態指示燈 (5) | 16. 管制與服務標識 |

Shortcut keys

Tombol pintasan | 捷徑鍵

- | | |
|------------|---|
| F1 | Mute audio
Mematikan audio 靜音 |
| F2 | Decrease volume
Menurunkan volume 降低音量 |
| F3 | Increase volume
Meningkatkan volume 提高音量 |
| F4 | Play previous track/chapter
Memutar trek/bab sebelumnya 播放上一首曲目/上一個章節 |
| F5 | Play/Pause
Memutar/Menjeda 播放/暫停 |
| F6 | Play next track/chapter
Memutar trek/bab selanjutnya 播放下一首曲目/下一個章節 |
| F8 | Switch to external display
Mengalih ke display eksternal 切換至外部顯示器 |
| F9 | Open Search charm
Membuka tombol Pencarian 開啟搜尋快速鍵 |
| F10 | Toggle keyboard backlight
Mengalihkan lampu latar keyboard
切換鍵盤背光 |

- | | |
|---------------------------|---|
| F11 | Decrease brightness
Menurunkan kecerahan 降低亮度 |
| F12 | Increase brightness
Meningkatkan kecerahan 增加亮度 |
| Fn + Esc | Toggle Fn-key lock
Mengalihkan kunci tombol Fn 切換 Fn 鍵鎖定 |
| Fn + PrtScr | Turn off/on wireless
Mengaktifkan/menonaktifkan nirkabel
啟動/關閉無線功能 |

NOTE: For more information, see *Specifications* at dell.com/support.
CATATAN: Untuk informasi selengkapnya, lihat *Spesifikasi* di dell.com/support.
註: 如需更多資訊, 請參閱 dell.com/support 中的規格。